

Your Regional train and coach timetable

NSW TrainLink Regional train and coach services connect more than 365 destinations in NSW, ACT, Victoria and Queensland.

How to use this timetable

This timetable provides a snapshot of service information in 24-hour time (e.g. 5am = 05:00, 5pm = 17:00). Information contained in this timetable is subject to change without notice. Please note that timetables do not include additional trips for special events, short term changes, holiday timetable changes, real-time information, trackwork or any disruption alerts.

For the most up-to-date times, use the Trip Planner or Departures on transportnsw.info/regional

Real-time trip planning


You can plan your trip with real-time information using the Trip Planner or Departures on transportnsw.info/regional or by downloading travel apps on your smartphone or tablet.

The Trip Planner, Departures and travel apps offer various features:

- favourite your regular trips
- see where your service is on the route
- get estimated pick up and arrival times
- receive service updates
- find nearby stations, stops, wharves and routes
- check accessibility information.

Find the latest apps at transportnsw.info/apps

Accessible services

Wheelchair accessible stations are indicated with a  icon on the map at the back of this timetable. However, some older services may not have all the facilities you need. If you are travelling in a wheelchair or have other accessibility requirements, please contact NSW TrainLink in advance. Call **13 22 32** to book and discuss your travel needs. For more information, visit transportnsw.info

Reservations

All seats on NSW TrainLink Regional train and coach services must be booked in advance. Some coach services cannot be booked separately and must be booked with a train service.

When you book online, you can see services available on your preferred dates, ticket options and current sale fares.

You can pay securely with a credit or debit card.

Visit transportnsw.info/regional

Please book over the phone or in person if you:

- use a wheelchair or require help to board
- are booking for a group of 10 or more people
- require seating for small children
- are travelling with items such as bikes and boards
- want to book a sleeping berth.

Call **13 22 32** between 7am and 10pm or book your ticket at selected train stations or accredited travel agents.

Regional train sleeping compartments

For overnight trips, you can book a sleeping berth on trains that travel between Melbourne, Sydney, Casino and Brisbane.

There are shared toilet and shower facilities between compartments and each has a call button to contact crew throughout the night. Bookings include bed linen, towels, toiletries and a complimentary breakfast.

During the day, sleepers convert to daysitter compartments with three seats.

Luggage

Each passenger may bring up to three pieces of luggage, including one piece of hand luggage and up to two pieces of large and/or heavy luggage.

Train services

Hand luggage:

- 1 piece per passenger, up to 5kg
- Up to 30cm high x 50cm long x 30cm wide
- Must be kept on your lap, in the overhead racks or seat pocket

Large and/or heavy luggage:

- 2 pieces per passenger, 5-20kg per piece
- Up to 60cm high x 70cm long x 50cm wide.

Coach services

Hand luggage:

- 1 piece per passenger, up to 5kg
- Up to 30cm high x 50cm long x 30cm wide
- Must be kept on your lap or under the seat in front

Large and/or heavy luggage:

- 2 pieces per passenger, 5-20kg per piece
- Up to 60cm high x 70cm long x 50cm wide
- Give your luggage to the driver to be stowed prior to boarding.

Luggage can be checked in at all attended NSW TrainLink stations with scheduled Regional services at least 30 minutes before departure and must be clearly labelled.

Garbage bags, boxes and tea chests are not permitted. Soft bags must be no more than 15kg, medium-sized, zip-up and contain clothing and soft items only.

Banned luggage items

For safety reasons, the below items are not permitted in your luggage:

- Household items and appliances
- Plants or plant matter
- Perishable items including meat, seafood, fruit and vegetables.

Dangerous goods, including but not limited to:

- compressed gases, and flammable liquids and solids
- oxidising materials, poisons and infectious substances
- corrosives
- explosives and radioactive materials.

Overweight luggage and excess items will be refused.

Pre-booked luggage

Travelling with an oversized item such as a bike or surfboard? You must pre-book by calling **13 22 32**. Charges apply.

Bicycles (dismantled, in approved container), snow skis and poles, snowboards, surfboards in a protective bag all have a height limit of 2m.

Pre-booked luggage must be checked in 60 minutes before departure.

For more information about luggage, visit transportnsw.info/regional or call **13 22 32**.

Meals, drinks and snacks

There is a buffet car on all long distance trains that serves hot and cold refreshments and meals throughout the trip.

Food and drink cannot be consumed on Regional coach services.

The crew can serve meals to any customer with a disability that prevents them leaving their seat. If you have a special dietary requirement, place your main meal order as soon as possible to avoid disappointment.

BYO alcohol is not permitted on any NSW TrainLink train or coach service, or at stations. Fines may apply. Conditions and responsible service of alcohol applies.

Please book ahead

Book your seat or sleeping berth ahead of your planned journey to secure your preferred travel date.

T Sydney (Central) – Armidale/Moree – Sydney (Central)	Book up to
Journeys between Sydney, Broadmeadow and Maitland	7 days ahead
Journeys between Sydney, Singleton, Muswellbrook, Aberdeen and Scone	30 days ahead
All other journeys	180 days ahead
C Coaches	Book up to
All journeys	180 days ahead

Please note that seats cannot be booked for journeys between Sydney and Strathfield, Hornsby, Gosford, Wylong and Fassifern.

Carry your concession card

If you are travelling on a concession fare, please carry your valid concession card. Without it, you will be charged the full fare and fines may apply.

Change or cancel your booking

If you have to change or cancel your booking, you can do this online at transportnsw.info/cancel or call us on **13 22 32**. Cancellation, refund or rebooking fees may apply. Visit transportnsw.info/regional for our cancellation policy.

Don't cut it fine with connecting services

We can't guarantee connections between your NSW Trainlink service and any other transport service, including:

Great Southern Rail, Vline, Queensland Rail, Sydney Trains, airline, cruise, coach, tour, hire car operator or any other NSW Trainlink service where the connecting time is less than 60 minutes.

Animals







Only Police dogs on duty and NSW TrainLink approved assistance animals are permitted to travel on our services. Please notify us when you book by calling **13 22 32**.

Safety

For your safety and comfort Police regularly patrol NSW TrainLink services. If you feel unsafe, need help, or are worried about another customer's behaviour speak to a crew member immediately.

Passengers that are violent or behave antisocially towards crew members or other passengers may be removed from a train or coach. Legal action may also be taken and fines of up to \$1,100 apply.

Explanation of definitions and symbols

a	Stops to pick up and set down booked customers only when required
b	Stops to set down booked customers only when required
c	Stops to pick up booked customers only when required
d	Stops to set down booked customers only
u	Stops to pick up booked customers only
*	Daylight Savings NSW. During this time services arrive or depart Queensland locations one (1) hour earlier than shown (QLD time).
	Refreshment break – usually 30 minutes. Length of break may change when required.
	Shows train/coach connection
	NSW TrainLink train service
	NSW TrainLink coach service
	NSW TrainLink Taxi service
	Wheelchair Accessible

Trackwork

Trackwork is necessary to keep trains running safely, reliably and efficiently. However, when trackwork is underway it can alter routes and timetables. If tracks are closed, there will be replacement coach services. For information on trackwork visit transportnsw.info or call **13 22 32**.

Contacts

To plan your trip, get service info, make cancellations and make general enquiries.

Visit transportnsw.info/regional Call **13 22 32**

If you are deaf, or have a hearing or speech impairment contact us through the National Relay Service on **133 677**. For more information, visit relayservice.gov.au.

Lost property

484 Pitt Street, Sydney – short walk from Central Station
Call **02 9379 3341** Monday to Friday, 8.00am – 5.00pm

Sydney Trains information

Visit transportnsw.info Call **131 500**

Unclaimed luggage

At Central Station Call **13 22 32** NRS **133 677**

Valid from: 24 May 2020

NOTE: Information is correct on the date of printing. For the most up-to-date times, use the Trip Planner on transportnsw.info

Train and coach stops

Place	Location	Page
A		
Aberdeen	Railway Station	10-13
Armidale	Railway Station	10, 11
Attunga	Fitzsimmons Store, Manilla Road	10, 11
B		
Barraba	Cnr Queen & Alice Streets	10, 11
Bellata	Railway Station	12, 13
Bendemeer	Post Office, Caroline Street	15-17
Bingara (northbound)	Bus shelter, cnr Cunningham & Maitland Streets	10
Bingara (southbound)	Outside H Fay's Shop, Maitland Street	11
Biniguy	Cnr Biniguy Avenue & Gwydir Highway	14
Boggabri	Railway Station	12, 13
Bolivia	Next to Mt Spriabo Road turnoff, New England Highway	10,11
Broadmeadow	Railway Station	10-13, 16, 17
Bundarra (northbound)	Existing bus stop, opposite court house	10
Bundarra (southbound)	In front of court house	11
Burren Junction	Collins Store, Waterloo Street	12, 13
C		
Carroll	Bus Stop Oxley Hwy, Post Office near David Street	18, 19
Cobbadah	Narrabri Road turnoff	10, 11
Coonabarabran	Tourist Information Ctre, Newell Hwy	18, 19
D		
Deepwater	Bus shelter, cnr Bourke Street & New England Highway	10, 11
Delungra (eastbound)	39 Gwydir Highway	11,14
Delungra (westbound)	44 Gwydir Highway	10, 14
Dubbo	Railway Station	18, 19
Dundee	New England Highway	10, 11
F		
Fassifern	Railway Station	10-13, 16, 17

Place	Location	Page
G		
Gibraltar Range	Visitor Information Centre, Gwydir Highway	14
Gilgai (northbound)	Cnr Hall & Marsh Streets (opposite old pub)	10
Gilgai (southbound)	Cnr Hall & Marsh Streets (outside old pub)	11
Gilgandra	Bus Zone Warren Road	18, 19
Glen Innes	Visitor and Coach Centre, New England Highway	10, 11, 14
Glencoe	Red Lion Inn, New England Highway	10, 11
Gosford	Railway Station	10-13, 16, 17
Grafton	Railway Station, South Grafton	14, 15
Gunnedah	Railway Station	12, 13
Guyra	Next to Post Office Park, Bradley Street	10, 11
H		
Hornsby	Railway Station	10-13, 16, 17
I		
Inverell	Tourist Information Centre, Campbell Street	10, 11, 14
J		
Jackadgery	Mann River Caravan Park Store, Gwydir Highway	14
K		
Kootingal	Railway Station	10, 11
Kootingal Town	Tennis Courts, cnr Denman and Irvine Sts	15-17
L		
Llangothlin	Next to service station, New England Highway	10, 11
Long Flat	Opp Long Flat General Store, Oxley Hwy	15-17
M		
Maitland	Railway Station	10-13, 16, 17
Manilla (northbound)	Next to Rotary Park, Manilla Street	10
Manilla (southbound)	Rotary Park, Court Street	11
Moonbi	Opp Bus Stop, cnr New England Hwy and George St	15-17

Place	Location	Page
Moree Town	Bus shelter, in front of Balo Square (Coles) carpark, Auburn Street	14
Moree	Railway Station, Gosport Street	12-14
Mount Russell turnoff	Gwydir Highway	14
Mullaley	Bus Stop Mullaley Park, Nombi Street cnr Woondoba Street	18, 19
Murrurundi	Railway Station	10-13
Muswellbrook	Railway Station	10-13
N		
Narrabri	Railway Station	12, 13
P		
Port Macquarie	Coach Terminal 109 Gordon St	15-17
Q		
Quirindi	Railway Station	10-13
S		
Scone	Railway Station	10-13
Singleton	Railway Station	10-13
Somerton	Roadhouse, cnr Oxley Hwy and Racecourse Road	18, 19
Strathfield	Railway Station, Albert Street	10-13, 16, 17
Sydney (Central)	Central Station, Haymarket	10-13, 16, 17
T		
Tamworth	Coach/Rail Interchange, Railway Station, Marius Street	10, 11, 15-17
Tenterfield	Opposite Telegraph Hotel, Manners Street	10,11
Tingha	Outside Police Station, Opal Street	10,11
U		
Upper Manilla	General Store, Manilla–Barraba Road	10,11
Uralla	Railway Station	10,11
W		
Walcha	Mchattan Park, South Street	10, 11, 15-17
Walcha Road	Railway Station	10,11
Warialda	Tourist Information Centre, cnr Geddes & Holden Streets	10, 11, 14
Warialda Rail	Bus bay, eastern side of Bingara Road	10,11

Place	Location	Page
Wauchope	Railway Station	15-17
Wee Waa (northbound)	In front of Library, Rose Street near George Street	12
Wee Waa (southbound)	Bus stop, opp Library, Rose Street near George Street	13
Werris Creek	Railway Station	10-13
Willow Tree	Railway Station	10-13
Wyong	Railway Station	10-13, 16, 17
Y		
Yarrowyck	Armidale turnoff	10, 11

**Sydney (Central) – Tamworth – Walcha Road –
Walcha – Armidale – Tenterfield – Inverell**



Destination	Armidale	Inverell	Inverell	Tenterfield	Walcha
Days of Operation	Daily	Daily exp Tue	Tue	Daily	Daily
Service No.	223	311	337	327	813

Sydney (Central)	9:30				
Strathfield	u09:42				
Hornsby	u10:03				
Gosford	u10:44				
Wyong	u10:59				
Fassifern	u11:27				
Broadmeadow	11:45				
Maitland	12:10				
Singleton	12:40				
Muswellbrook	13:16				
Aberdeen	a13:27				
Scone	13:37				
Murrurundi	a14:03				
Willow Tree	a14:25				
Quirindi	14:37				
Werris Creek	14:57				
Tamworth ARV	15:37				
Connection					
Tamworth DEP		15:55			
Kootingal	15:58	...			
Walcha Road ARV	16:46	...			
Connection					
Walcha Road DEP				16:55	
Walcha			17:15
Uralla	17:12	...			
Armidale ARV	17:35				
Connection					
Armidale DEP		...	17:50	17:50	
Yarrowyck	18:16	...	
Bundarra	18:48	...	
Tingha	19:15	...	
Gilgai	19:27	...	
Guyra	18:26	
Llangothlin	18:35	
Glencoe	18:56	
Glen Innes	19:18	
Dundee	19:34	
Deepwater	19:46	
Bolivia	20:01	
Tenterfield	20:21	
Attunga		16:12	...		
Manilla		16:32	...		
Upper Manilla		16:45	...		
Barraba		17:08	...		
Cobbadah		17:20	...		
Bingara		17:53	...		
Warialda Rail		18:19	...		
Warialda		18:27	...		
Delungra		18:49	...		
Inverell		19:15	19:37		

**Inverell – Tenterfield – Armidale – Walcha –
Walcha Road – Tamworth – Sydney (Central)**



Destination	Armidale	Walcha Rd	Tamworth	Armidale	Sydney	Sydney
Days of Operation	Daily	Daily	Daily except Tue	Tue	Mon-Fri	Sat & Sun
Service No.	328	814	312	338	224	224

Inverell			06:30	06:20		
Delungra			06:53	...		
Warialda			07:20	...		
Warialda Rail			07:28	...		
Bingara			07:58	...		
Cobbadah			08:28	...		
Barraba			08:48	...		
Upper Manilla			09:11	...		
Manilla			09:26	...		
Attunga			09:46	...		
Tenterfield	05:40		
Bolivia	06:00		
Deepwater	06:20		
Dundee	06:30		
Glen Innes	07:00		
Glencoe	07:15		
Llangothlin	07:35		
Guyra	07:51		
Gilgai	06:35		
Tingha	06:50		
Bundarra	07:20		
Yarrowyck	07:53		
Armidale ARV	08:20	08:19		
Connection						
Armidale DEP		8:40	8:40	
Uralla	8:56	8:56	
Walcha		08:45	
Walcha Road ARV		09:10	
Connection						
Walcha Road DEP		9:22	9:22	
Kootingal		10:09	10:09	
Tamworth ARV		10:06	
Connection						
Tamworth DEP		10:27	10:27	
Werris Creek		11:07	11:07	
Quirindi		11:31	11:31	
Willow Tree		a11:41	a11:41	
Murrurundi		a12:04	a12:04	
Scone		12:28	12:28	
Aberdeen		a12:37	a12:37	
Muswellbrook		12:48	12:48	
Singleton		13:24	13:24	
Maitland		13:55	13:55	
Broadmeadow		14:18	14:18	
Fassifern		d14:36	d14:36	
Wyong		d15:04	d15:04	
Gosford		d15:20	d15:20	
Hornsby		d16:03	d16:03	
Strathfield		d16:24	d16:24	
Sydney (Central)		16:39	16:38	

**Sydney (Central) – Narrabri – Wee Waa –
Burren Junction – Moree**

	C	C	T	C	C
Destination	Burren Junction	Wee Waa	Moree	Wee Waa	Burren Junction
Days of Operation	Fri	Mon	Daily	Mon	Fri
Service No.	329	331	243	333	335
Sydney (Central)			9:30		
Strathfield			u09:42		
Hornsby			u10:03		
Gosford			u10:44		
Wyong			u10:59		
Fassifern			u11:27		
Broadmeadow			11:45		
Maitland			12:10		
Singleton			12:40		
Muswellbrook			13:16		
Aberdeen			a13:27		
Scone			13:37		
Murrurundi			a14:03		
Willow Tree			a14:25		
Quirindi			14:37		
Werris Creek			14:57		
Gunnedah			15:45		
Boggabri			16:10		
Narrabri ARV			16:52		
Connection					
Narrabri DEP	06:10	07:30	...	17:05	17:05
Wee Waa	06:45	08:05	...	17:40	17:40
Burren Junction	07:25		...		18:20
Bellata			a17:23		
Moree			18:00		

**Moree – Burren Junction – Wee Waa –
Narrabri – Sydney (Central)**

	C	C	T	T	C	C
Destination	Narrabri	Narrabri	Sydney	Sydney	Narrabri	Narrabri
Days of Operation	Mon	Fri	Mon - Fri	Sat & Sun	Mon	Fri
Service No.	332	330	244	244	334	336
Moree			8:05	8:05		
Bellata			a08:36	a08:36		
Burren Junction		07:30		18:25
Wee Waa	08:10	08:10	17:45	19:05
Narrabri ARV	08:45	08:45	18:20	19:40
Connection						
Narrabri DEP			9:10	9:10		
Boggabri			9:47	9:47		
Gunnedah			10:14	10:14		
Werris Creek			11:05	11:05		
Quirindi			11:31	11:31		
Willow Tree			a11:41	a11:41		
Murrurundi			a12:04	a12:04		
Scone			12:28	12:28		
Aberdeen			a12:37	a12:37		
Muswellbrook			12:48	12:48		
Singleton			13:24	13:24		
Maitland			13:55	13:55		
Broadmeadow			14:18	14:18		
Fassifern			d14:36	d14:36		
Wyong			d15:04	d15:04		
Gosford			d15:20	d15:20		
Hornsby			d16:03	d16:03		
Strathfield			d16:24	d16:24		
Sydney (Central)			16:39	16:38		

Grafton – Glen Innes – Inverell – Moree

C

Destination	Moree
Days of Operation	Tue/Thu/Sat
Service No.	141
Grafton	10:20
Jackadgery	10:55
Gibraltar Range	a11:35
Glen Innes	12:25
Inverell ARV	13:15
Inverell DEP	14:15
Mount Russell turn off	a14:25
Delungra	14:40
Warialda	15:00
Gravesend	a15:15
Biniguy	a15:30
Moree	16:05
Moree Town	16:10

Moree – Inverell – Glen Innes – Grafton

C

Destination	Grafton
Days of Operation	Mon/Wed/Fri
Service No.	142
Moree Town	10:55
Moree	11:00
Biniguy	a11:35
Gravesend	a11:45
Warialda	12:10
Delungra	12:30
Mount Russell turn off	a12:40
Inverell ARV	12:55
Inverell DEP	13:40
Glen Innes	14:36
Gibraltar Range	a15:26
Jackadgery	16:05
Grafton	16:40

Tamworth – Port Macquarie – Casino

C

T

C

Destination	Port Macquarie	Casino	Port Macquarie
Days of Operation	Mon	Daily	Fri
Service No.	372	033	374
Tamworth	08:55		14:00
Kootingal Town	09:13		14:18
Moonbi	09:20		14:25
Bendemeer	09:36		14:41
Walcha	10:13		15:18
Long Flat	12:20		17:25
Wauchope ARV	12:54		17:54
Connection			
Wauchope DEP		13:47
Port Macquarie	13:15	...	18:20
Kempsey		14:25	
Eungai		a14:50	
Macksville		15:06	
Nambucca Heads		15:18	
Urunga		a15:32	
Sawtell		a15:49	
Coffs Harbour		15:57	
Grafton		17:11	
Casino		18:40	

Brisbane (Roma St) – Port Macquarie – Tamworth

T

C

C

Destination	Sydney	Tamworth	Tamworth
Days of Operation	Daily	Mon	Sun
Service No.	032	371	373
Brisbane (Roma St)	05:55		
Kyogle	a07:53		
Casino	08:20		
Grafton	09:53		
Coffs Harbour	11:05		
Sawtell	a11:14		
Urunga	a11:31		
Nambucca Heads	11:47		
Macksville	12:00		
Eungai	...		
Kempsey	12:43		
Port Macquarie		14:15	15:00
Wauchope ARV	13:22		
Connection			
Wauchope DEP		14:35	15:20
Long Flat		15:06	15:51
Walcha		17:07	17:50
Bendemeer		17:45	18:35
Moonbi		18:03	18:53
Kootingal Town		18:09	18:59
Tamworth		18:30	19:20

Sydney (Central) – Port Macquarie – Tamworth

	T	C	C
Destination	Casino	Tamworth	Tamworth
Days of Operation	Daily	Mon	Sun
Service No.	033	371	373
Sydney (Central)	07:08		
Strathfield	u07:20		
Hornsby	u07:47		
Gosford	u08:29		
Wyong	u08:45		
Fassifern	u09:14		
Broadmeadow	09:33		
Maitland	09:59		
Dungog	10:43		
Gloucester	11:37		
Wingham	12:27		
Taree	12:40		
Kendall	a13:26		
Port Macquarie	...	14:15	15:00
Wauchope ARV	13:47		
Connection			
Wauchope DEP		14:35	15:20
Long Flat		15:06	15:51
Walcha		17:07	17:50
Bendemeer		17:45	18:35
Moonbi		18:03	18:53
Kootingal Town		18:09	18:59
Tamworth		18:30	19:20

Tamworth – Port Macquarie – Sydney (Central)

	C	T	C
Destination	Port Macquarie	Sydney	Port Macquarie
Days of Operation	Mon	Daily	Fri
Service No.	372	032	374
Tamworth	08:55	...	14:00
Kootingal Town	09:13	...	14:18
Moonbi	09:20	...	14:25
Bendemeer	09:36	...	14:41
Walcha	10:13	...	15:18
Long Flat	12:20	...	17:25
Wauchope ARV	12:54	...	17:54
Connection			
Wauchope DEP		13:22
Port Macquarie	13:15	...	18:20
Kendall		a13:54	
Taree		14:41	
Wingham		14:55	
Gloucester		15:44	
Dungog		16:38	
Maitland		17:30	
Broadmeadow		17:52	
Fassifern		d18:12	
Wyong		d18:41	
Gosford		d18:57	
Hornsby		d19:38	
Strathfield		d19:58	
Sydney (Central)		20:12	

Sydney (Central) – Dubbo – Tamworth

	T	C
Destination	Dubbo	Tamworth
Days of Operation	Daily	Mon/Fri
Service No.	427	361
Sydney (Central)	07:19	
Strathfield	u07:30	
Parramatta	u07:42	
Blacktown	u07:52	
Penrith	u08:06	
Katoomba	u09:00	
Lithgow	09:40	
Rydal	a10:01	
Tarana	a10:18	
Bathurst	10:52	
Blayney	11:38	
Millthorpe	a11:48	
Orange	12:02	
Parkes	...	
Condobolin	...	
Stuart Town	12:42	
Wellington	13:06	
Geurie	13:23	
Dubbo	ARV 13:45	
Connection		
Dubbo	DEP 14:40	
Gilgandra	15:30	
Coonabarabran	16:33	
Mullaley	17:21	
Gunnedah	17:47	
Carroll	18:09	
Somerton	18:23	
Tamworth	18:56	

Tamworth – Dubbo – Sydney (Central)

	C	T
Destination	Dubbo	Sydney
Days of Operation	Mon/Fri	Daily
Service No.	362	428
Tamworth	09:20	
Somerton	09:52	
Carroll	10:05	
Gunnedah	10:24	
Mullaley	10:54	
Coonabarabran	11:40	
Gilgandra	12:43	
Dubbo	ARV 13:35	
Connection		
Dubbo	DEP 14:15	
Geurie	14:32	
Wellington	14:48	
Stuart Town	15:11	
Condobolin	...	
Parkes	...	
Orange	15:52	
Millthorpe	a16:11	
Blayney	16:19	
Bathurst	17:05	
Tarana	a17:39	
RYDAL	a17:56	
Lithgow	18:20	
Katoomba	d19:02	
Penrith	d19:54	
Blacktown	d20:10	
Parramatta	d20:19	
Strathfield	d20:34	
Sydney (Central)	20:48	

NSW TrainLink Discovery Pass

Unlimited
travel to
365+
destinations

Great value travel that covers a lot of country

Hop on and off where you want, and stop over for as long as you want, anywhere across the NSW TrainLink Regional train and coach network.

Available as 14-day, 1-month, 3-month and 6-month passes, with Economy and Premium options, you can choose a Discovery Pass that suits your style and travel plans.

For more information, visit
transportnsw.info/regional

Student discount does not apply to Discovery Pass.

